

Countertop Convection Ovens

Item:	43217	43218	44307	45599
Model:	CE-CN-0021	CE-CN-0047	CE-CN-0004-C	CE-CN-0066

43217



43218



44307



45599



These convection ovens are designed perfectly for coffee shops, bakeries and restaurants.

Features adjustable timers and temperature controls to ensure that your baked goods cook evenly to perfection. The convection oven series are designed for fast-kitchen heating, supplemental baking, low-volume baking and medium-volume reheating. It is designed to bake 1 or 2 trays of food at one time with wire rack, which is easier for hot air reached. Wire racks recommended for food heating.

FEATURES:

- ✓ Stainless steel structure with individual control
- ✓ Functions of baking, defrosting, warming, reheating
- ✓ To bake cookies, muffins, steak, biscuits, cake, bread, hamburgers, sandwiches, pizza rapidly
- ✓ Air forced heat circulation for even cooking
- ✓ Heavy duty stainless steel housing and exterior
- ✓ Double pane glass door to view inside
- ✓ Temperature adjustable from 65-250°C (150-500°F)
- ✓ Elegant cool touch aluminum handle
- ✓ 120 minutes timer with bell
- ✓ Power on and ready indication light
- ✓ Accessories: chrome wire racks included

Telephone: 1-800-465-0234

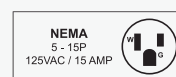
Fax: (905) 607-0234

Email: sales@omcan.com

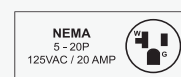
Website: www.omcan.com



Authorized Dealer



Item #43217



Item #43218

Item #45599



Item #44307



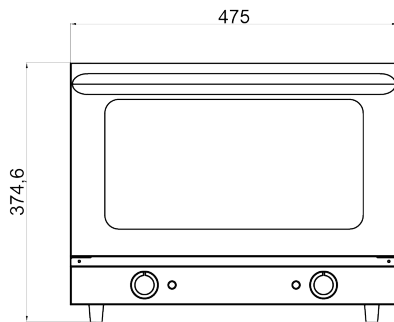
TECHNICAL SPECIFICATION				
Item	43217	43218	44307	45599
Features	21 L (0.74 cu. ft.) Capacity	47 L (1.66 cu. ft.) Capacity	100 L (3.5 cu. ft.) Capacity	66 L (2.33 cu. ft.) Capacity
Model	CE-CN-0021	CE-CN-0047	CE-CN-0004-C	CE-CN-0066
Capacity	21 L (0.74 cu. ft.)	47 L (1.66 cu. ft.)	3.53 cu. ft. (100 L)	2.33 cu. ft. (66 L)
Power	1440W	1600W	4500W	2800W
Number of Racks	3	4	4	4
Pan Size*	1/4: 13" x 9.1" (330 x 230 mm)	1/2: 18.1" x 13" (460 x 330 mm)	Full size: 26" x 18.1" x 1" (660 x 460 x 25 mm)	1/2: 18.1" x 13" (460 x 330 mm)
Electrical	120V / 60Hz / 1Ph		220V / 60Hz / 1Ph	
Adjustable Timer	0 - 120 mins			
Height between Shelves (top to bottom)	1.96" - 1.96" - 1.96" (50 - 50 - 50 mm)	1.96" - 1.96" - 1.96" (50 - 50 - 50 mm)	2.75" - 2.75" - 2.83" (70 - 70 - 72 mm)	2.55" - 2.55" - 2.55" (65 - 65 - 65 mm)
Temperature Range	65.6 - 260°C (150 - 500°F)			
Net Dimensions (WDH)	18.7" x 19.8" x 15" (475 x 503 x 380 mm)	22.8" x 22.4" x 16" (580 x 570 x 406 mm)	31.8" x 28.8" x 22.8" (807 x 732 x 578 mm)	22.8" x 22.4" x 20.1" (580 x 570 x 510 mm)
Gross Dimensions (WDH)	22.2" x 22.2" x 17.9" (565 x 565 x 455 mm)	25.6" x 25.6" x 18.3" (650 x 650 x 465 mm)	37" x 32.48" x 26.18" (940 x 825 x 665 mm)	23.6" x 25.6" x 22.8" (600 x 650 x 580 mm)
Net Weight	32.4 lbs. (14.7 kg)	43.4 lbs. (19.7 kg)	100.5 lbs. (45.6 kg)	52 lbs. (23.6 kg)
Gross Weight	37 lbs. (16.8 kg)	49.2 lbs. (22.3 kg)	126 lbs. (57.2 kg)	59.5 lbs. (27 kg)

* Pans are not included


TECHNICAL DRAWINGS

43217

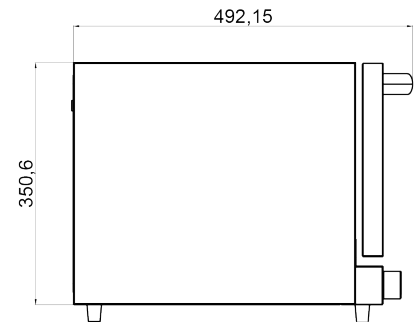
Front



Top

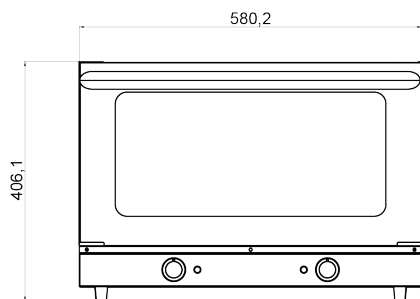


Side

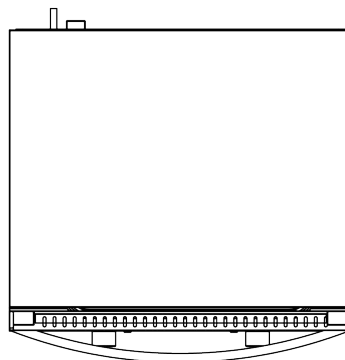


43218

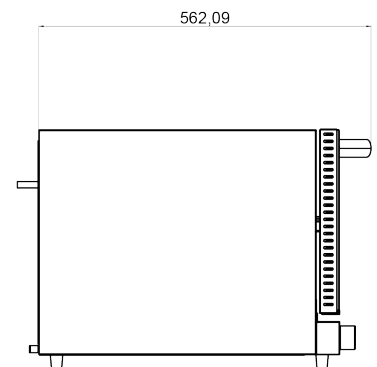
Front



Top



Side



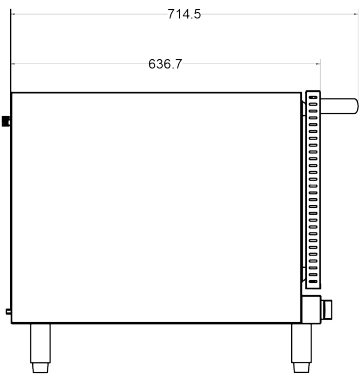
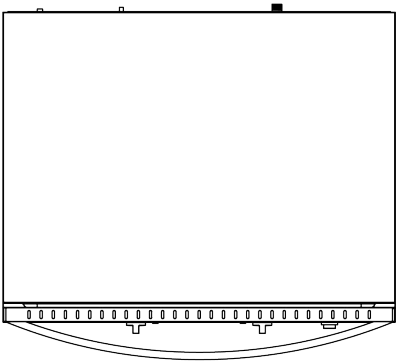

TECHNICAL DRAWINGS

44307

Front

Top

Side



45599

Front

Top

Side

